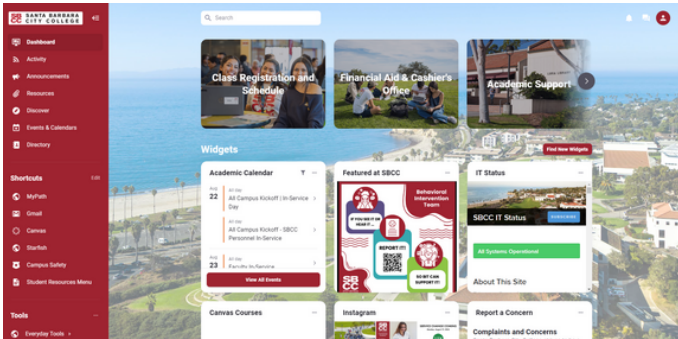
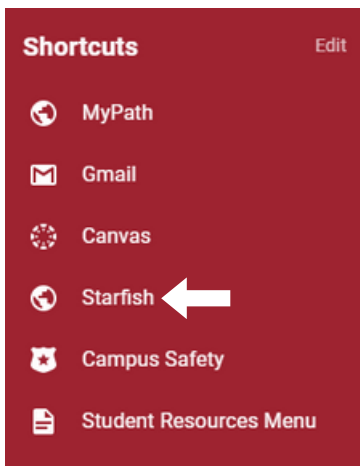


How to Book an Appointment with a Career Counselor on Starfish

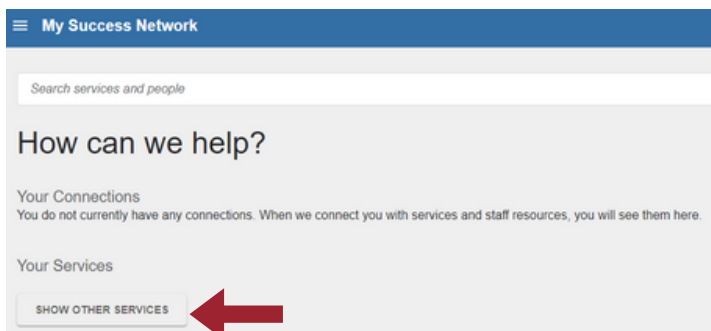
1. Sign in to MySBCC (my.sbccc.edu)



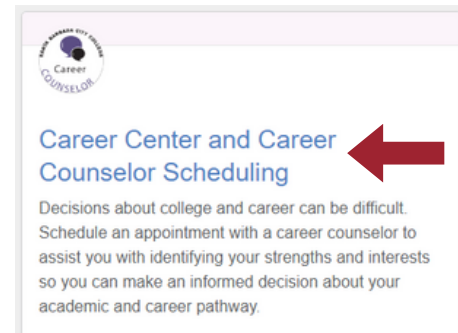
2. Click on the Starfish link on the left side under "Shortcuts"



3. Log in to Starfish using your SBCC credentials. Go to "My Success Network"

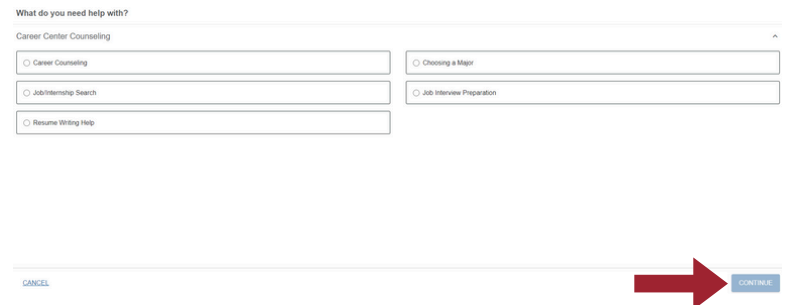


4. Click on "Show Other Services" then "Career Center Counselors"



5. Choose the counselor you would like to meet with and select "Schedule Appointment"

6. Click on "Career Center Counseling" and then choose the reason for your appointment



7. Pick a time and select "Continue"

8. Choose a location and leave your phone number in the text box so we can contact you. Finally, hit "Confirm"

The length of your appointment will depend on the reason for meeting and the counselor's schedule. Meetings range from 15 minutes to 1 hour.